



HIGH PRESSURE PISTON SENSED *Pressure Reducing Regulators*

3000 SERIES

PREMIER INDUSTRIES

1590 99th Ln NE,
Minneapolis, MN 55449
763-786-4020



MADE IN THE USA

Minneapolis, MN

DESCRIPTION

The high pressure Premier 3000 Series pressure reducing regulators are single stage, piston sensed, variable delivery, pressure reducing regulators, rated for inlet and outlet pressures up to 10000 PSIG (689.5 bar) and Cv 0.06, 0.12, or 0.2.

Premier 3000 Series regulators are used to regulate a broad range of non-corrosive and corrosive media (based on materials of construction). They are designed for increased serviceability and reliable operation with the integral 15 micron stainless steel valve cartridge filter. Premier 3000 Series regulators can be supplied with a wide range of inlet and outlet configurations for smooth integration into your desired application.

FEATURES

- Self-venting with adjustable bonnet vent valve
- Non-venting optional
- 15 micron sintered 316 stainless steel inlet filter
- Cv 0.06, 0.12, or 0.2
- Optional tamper resistant acorn nut
- Multiple mounting options (*bracket/panel nuts/surface mount*)
- Machined bar stock body, bonnet and piston eliminates porosity found in castings

APPLICATIONS

- Research labs
- Manufacturing process
- Petrochemical plants
- Aircraft support systems

*The Premier 3000 Series pressure reducing regulator's design is remarkably flexible.
Contact Premier Industries for a custom 3000 Series regulator to meet your exact needs.*

D/C: 200906

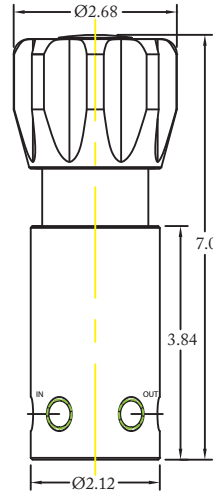
3000 SERIES

HIGH PRESSURE PISTON SENSED Pressure Reducing Regulators



SPECIFICATIONS

- **MAXIMUM INLET PRESSURE (brass):** 6000 PSIG (413.7 bar)
- **MAXIMUM INLET PRESSURE (SS):** 10000 PSIG (689.5 bar)
- **CONTROL PRESSURE RANGES:**
 - 5-300 PSIG (0.35-20.7 Bar),
 - 5-400 PSIG (0.35-27.6 Bar),
 - 5-500 PSIG (0.35-34.5 Bar),
 - 5-800 PSIG (0.35-55.2 Bar),
 - 5-1000 PSIG (0.35-68.9 Bar),
 - 10-1500 PSIG (0.69-103.4 Bar),
 - 15-2500 PSIG (1.0-172.4 Bar),
 - 25-4000 PSIG (1.7-275.8 Bar),
 - 50-6000 PSIG (3.4-413.7 Bar),
 - 100-10000 PSIG (6.9-689.5 Bar)
- **FLOW (Cv):** 0.06, 0.12, or 0.2

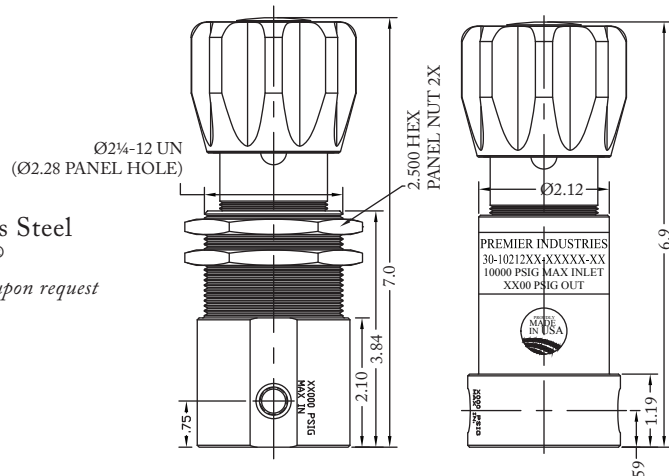


(Part number 30-10000 shown above)

MATERIALS OF CONSTRUCTION

- **BODY OPTIONS :**
 - SAE 360 brass,
 - 316 Stainless Steel,
- **BONNET OPTIONS:**
 - SAE 360 brass,
 - 17-4 Stainless Steel
 - 316 Stainless Steel
- **WETTED, OTHER:** 316 Stainless Steel, 17-4 Stainless Steel
- **SEAL OPTIONS:** Viton-A®, Buna-N, EPDM, Kalrez®
(Contact factory for Kalrez® pricing) other compounds available upon request
- **BACK-UP RINGS:** PTFE & PCTFE
- **VALVE SEAT OPTIONS:**
 - Vespel® (10000 psig max inlet)
 - PEEK® (6000 psig max inlet)
 - PCTFE (3000 psig max inlet)

(Standard 30-10212 SEAT: Vespel®)

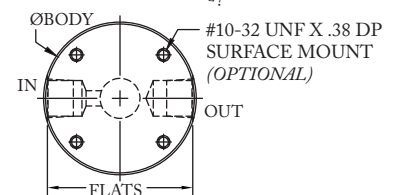


PORTING

- **INLET PORTING:**
 - 1/4" FNPT (standard)
- **OUTLET PORTING:**
 - 1/4" FNPT (standard)

See the table on page 4 for other porting options (P/N 30-10212)

PORT TYPE	ØBODY	FLATS
NPT	Ø2.48	—
1/4" M.P. & H.P.	Ø2.48	2.36
1/4" SAE J1926	Ø2.73	2.52
1/4" SAE AS5202	Ø2.98	2.81
3/8" SAE	Ø2.98	2.81
3/8" M.P. & H.P.	Ø2.98	2.81
1/2" SAE	Ø3.23	2.98
9/16" M.P. & H.P.	Ø3.23	2.98



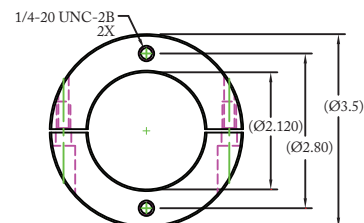
(Part number 30-10212 shown above)

OPTIONS

- Gauges
- Private label
- Panel mounting bracket: P/N: 30-10059 (Ø2.15 panel hole)
- Panel mounting nuts: P/N: 30-10189 (Ø2.28 panel hole)
- Tamper resistant acorn nut (P/N: 30-10000, or 30-10212)
- Captured vent port model (P/N: 30-10206)

OPTIONAL PANEL MOUNTING BRACKET

(for Ø2.12 body or mounting bracket style regulator body)



(Part number 30-10059 shown above)



HIGH PRESSURE PISTON SENSED Pressure Reducing Regulators



PART #	-	1	2	3	4	-	5 6	-	7	MODS
30-10000	-					-		-		

1	BODY/BONNET MATERIALS (MAX. INLET PRESSURE)
1	SAE 360 Brass Body & Bonnet (6000 PSIG / 413.7 Bar)
2	316SS Body, 17-4SS Bonnet (10000 PSIG / 689.5 Bar)
3	316SS Body & Bonnet (10000 PSIG / 689.5 Bar)
4	SAE 360 Brass Body & Bonnet (3000 PSIG / 206.8 Bar) <i>*Rated for select CGA fittings</i>
5	316SS Body, 17-4SS Bonnet (3000 PSIG / 206.8 Bar) <i>*Rated for select CGA fittings</i>
2	PORTING CONFIGURATION (1/4 FNPT)
C	
S	
E	
D	
A	

3	OUTLET PRESSURE
B	0-300 PSIG (0-20.7 Bar)
A	0-400 PSIG (0-27.6 Bar)
1	0-500 PSIG (0-34.5 Bar)
0	0-800 PSIG (0-55.2 Bar)
2	0-1000 PSIG (0-68.9 Bar)
3	10-1500 PSIG (0.69-103.4 Bar)
4	15-2500 PSIG (1.0-172.4 Bar)
5	25-4000 PSIG (1.7-275.8 Bar)
6	50-6000 PSIG (3.4-413.7 Bar)
7	100-10000 PSIG (6.9-689.5 Bar) <i>(stainless steel only)</i>
4	FLOW (Cv)
0	Cv 0.06
1	Cv 0.12
2	Cv 0.2

5 6	O-RINGS
00	BUNA-N
02	VITON-A®
05	EPDM
11	KALREZ® <i>(Contact factory for pricing)</i>
12	NITRILE, LO-TEMP
<i>(Consult factory for other options)</i>	
7	VALVE SEAT
0	VESPEL® (10000 psig max inlet)
1	PEEK® (6000 psig max inlet)
2	PCTFE (3000 psig max inlet) <i>(Contact factory for pricing)</i>
MODIFICATIONS	
<i>Separate multiple mods with a dash.</i>	
Blank	None
G1	Gauges
NV	Non-venting
ANT	Acorn nut
NV-N	Non-venting, NACE MR0175 compliant

10000 PSIG MAX INLET (STAINLESS STEEL)
6000 PSIG MAX INLET (BRASS)

The end user is responsible to ensure adequate fittings are used to connect regulator to plumbing.

*VespeL® Kalrez® & Viton® are registered trademarks of E.I. duPont de Nemours and Company
PEEK® is a registered trademark of Victrex PLC*

Contact factory for material certifications. Fees may apply.



HIGH PRESSURE PISTON SENSED Pressure Reducing Regulators



PART #	1 2	-	3	4	5	6	7	-	8 9	-	MODS
30-10212		-						-		-	

Standard: 316 Stainless Steel body & 17-4 Stainless Steel bonnet with a Vespel® valve seat

1 2	MOUNTING STYLE
MB	Mounting bracket style body
PN	Panel nut style body (panel nuts included)
3	OUTLET PRESSURE
B	0-300 PSIG (0-20.7 Bar)
A	0-400 PSIG (0-27.6 Bar)
1	5-500 PSIG (0.34-34.5 Bar)
2	5-800 PSIG (0.34-55.2 Bar)
3	10-1500 PSIG (0.69-103.4 Bar)
4	15-2500 PSIG (1.0-172.4 Bar)
5	25-4000 PSIG (1.7-275.8 Bar)
6	50-6000 PSIG (3.4-413.7 Bar)
7	100-10000 PSIG (6.9-689.5 Bar) (stainless steel only)
4	FLOW (Cv)
0	Cv 0.06
1	Cv 0.12
2	Cv 0.2

5	PORTING CONFIGURATION
A	
L	
C	
S	
E	
6	PORT SIZE
4	1/4"
6	3/8"
8	1/2"*
9	9/16"*
*1/2" ports not available in medium & high pressure **9/16" ports only available in medium & high pressure	
7	PORT TYPE (IN/OUT)
1	FNPT
2	SAE J1926
3	SAE AS5202
4	MEDIUM PRESSURE
5	HIGH PRESSURE
7	MS33649
Gauge ports: 1/4" FNPT	

8 9	O-RINGS
00	BUNA-N
01	AFLAS®
02	VITON-A®
05	EPDM
11	KALREZ® (Contact factory for pricing)
12	NITRILE, LO-TEMP
MODIFICATIONS	
Separate multiple mods with a dash.	
BLANK	None
NV	Non-venting
B	SAE 360 Brass, body & bonnet 6000 psig max
NV-N	Non-venting, NACE MR0175 compliant
ANT	Acorn nut
PTU	Port type uniform
SM	Surface mount Pattern dependent on port type, size, & config. - not available on panel mount style bodies
PK	PEEK® valve seat (60000 psig max inlet)

10000 PSIG MAX INLET (SS)
6000 PSIG MAX INLET (brass)
The end user is responsible to ensure adequate fittings are used to connect regulator to plumbing.

Viton-A®, Vespel®, & Kalrez® are registered trademarks of E.I. du Pont de Nemours and Company
AFLAS® is a registered trademark of the Asahi Glass Co., Ltd
PEEK® is a registered trademark of Victrex PLC

Contact factory for material certifications. Fees may apply.



HIGH PRESSURE PISTON SENSED *Pressure Reducing Regulators*



CAPTURED VENTING

PART #	1	2	-	3	4	5	6	7	-	8	9	-	MODS
30-10206			-						-			-	

Standard: 316 Stainless Steel body & 17-4 Stainless Steel bonnet with a Vespel® valve seat

1 2	MOUNTING STYLE
MB	Mounting bracket style body
PN	Panel nut style body <i>(panel nuts included)</i>
3	OUTLET PRESSURE
A	0-200 PSIG (0-13.79 Bar)
1	5-500 PSIG (0.34-34.5 Bar)
2	5-800 PSIG (0.34-55.2 Bar)
3	10-1500 PSIG (0.69-103.4 Bar)
4	15-2500 PSIG (1.0-172.4 Bar)
5	25-4000 PSIG (1.7-275.8 Bar)
6	50-6000 PSIG (3.4-413.7 Bar)
7	100-10000 PSIG (6.9-689.5 Bar) <i>(stainless steel only)</i>
8	20-3000 PSIG (1.38-206.84 Bar)
4	FLOW (Cv)
0	Cv 0.06
1	Cv 0.12
2	Cv 0.2

5	PORTING CONFIGURATION
A	
L	
C	
S	
6	PORT SIZE
4	1/4"
6	3/8"
8	1/2"*
9	9/16"***
<i>*1/2" ports not available in medium & high pressure</i> <i>**9/16" ports only available in medium & high pressure</i>	
7	PORT TYPE (IN/OUT/VENT)
1	FNPT
2	SAE J1926
3	SAE AS5202
4	MEDIUM PRESSURE
<i>Gauge ports: 1/4" FNPT unless port type uniform (PTU) modifier is specified</i>	

8 9	O-RINGS
00	BUNA-N
01	AFLAS®
02	VITON-A®
05	EPDM
11	KALREZ® <i>(Contact factory for pricing)</i>
12	NITRILE, LO-TEMP
MODIFICATIONS	
<i>Separate multiple mods with a dash.</i>	
BLANK	None
B	SAE 360 Brass, body & bonnet 6000 psig max
N	NACE MR0175 compliant
ANT	Acorn nut
PTU	Port type uniform
SM	Surface mount <i>Pattern dependent on port type, size, & config. - not available on panel mount style bodies</i>

**10000 PSIG MAX INLET (SS)
6000 PSIG MAX INLET (brass)**

The end user is responsible to ensure adequate fittings are used to connect regulator to plumbing

*Viton-A®, Vespel®, & Kalrez® are registered trademarks of E.I. du Pont de Nemours and Company
AFLAS® is a registered trademark of the Asahi Glass Co., Ltd*

Contact factory for material certifications. Fees may apply.